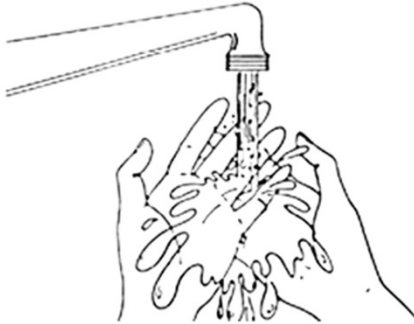


Washing your hands properly with soap and water will help prevent germs from spreading.

Scrub your hands with soap for at least **15-20 seconds**. Using water alone does not remove soil and grease which can trap unseen germs and viruses.

Total duration of the entire procedure is **40-60 seconds** using the following steps:



- 1** Remove all jewellery.
Wet hands with water



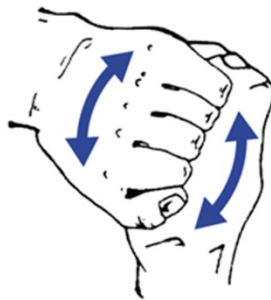
- 2** Apply soap, covering all hand surfaces



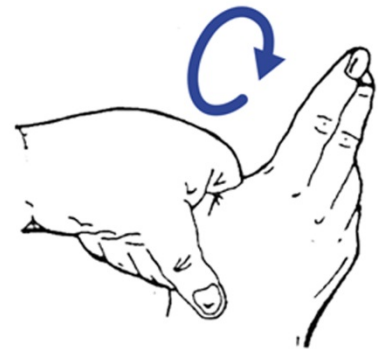
- 3** Rub palms together



- 4** Cover all surfaces of the hands and rub between the fingers



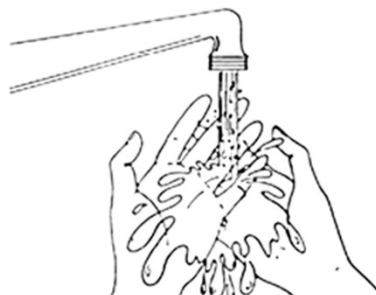
- 5** Clean knuckles, back of hands and fingers



- 6** Rub thumbs in a rotating manner and clean between index finger and thumb



- 7** Clean the fingernails by working the fingertips into the palms



- 8** Rinse well with water



- 9** Dry your hands with a disposable towel and then use the towel to turn off the tap



This poster has been developed for educational purposes only and is correct at the time of publication. It is not a substitute for professional medical advice. Should you have any questions or concerns about any topic in the poster, please consult your medical professional.

© 2018 AEA International Holdings Pte. Ltd. All rights reserved.
Unauthorized copy or distribution prohibited.

Images adapted from WHO Handwashing steps.



QUANTA
RISK MANAGEMENT
& INSURANCE